




School
@
Home



The
Super Yummy
Kitchen



Chartwells | Chartwells
EAT LEARN LIVE | EAT LEARN LIVE



Chopsticks aren't just used for eating...

School
@
Home

The
Super Yummy
Kitchen

Chartwells
WILLIAMSBURY RECREATION

How to use Chopsticks (with pencils)




Today's curriculum links:

Geography & PHSE

Traditionally, chopsticks are used instead of a knife and fork in Japan, and are used to mix food when cooking.

KS1
&
KS2

Let's practise with 2 pencils!

- 1 Hold out your writing hand as though you are going to shake someone's hand.
- 2 Put a pencil under your thumb, resting on your palm. 
- 3 Hold a second pencil between your thumb and the finger next to it.
- 4 Bend your little finger and the one next to it, under the lower pencil to support it.
- 5 Put your middle finger under the other pencil (the one on top). 
- 6 Move the top pencil up and down! 
- 7 You can now practise gripping small, light things!

'Katsu' means to
breadcrumb
something
(usually meat).

Katsu was
created in Tokyo,
(the capital of Japan)
and is similar to the
German food
'Schnitzel'!

Now Katsu is
served all over
Japan....with curry,
in sandwiches and
as tasty snacks!